



# Beckenham and West Wickham Model Railway Club



## MODEL RAILWAY SHOW 2024

Forest Hill Boys School



Dacres Road – Forest Hill – London – SE23 2XN

Saturday 19th October 2024

10:00 – 16:30

Sponsored By





# Beckenham and West Wickham Model Railway Club



## WELCOME TO MODEL RAILWAY SHOW 2024

The Club's bi-annual exhibition at our **NEW** location here at Forest Hill Boys School is a major event in the club's programme, and you are very welcome whether you are a regular attendee or a new visitor. Our New Exhibition Manager has put together a selection of layouts and stands to provide something of interest whether you are involved in the hobby or a member of the public. We welcome you to our new venue with more space and better transport links for you all and amazing food area with homemade cakes... Yum!

If you find your visit to the exhibition has sparked a latent interest in the model railway, please ask one of the exhibition stewards for details of the club and come along one evening to find out more.

**B&WWMRC**

The success of an event such as this requires a huge amount work by the club members, I personally would like to take this opportunity to thank them on your behalf for their hard work not just over the period of this weekend but throughout the year in preparing the home layouts on show and the other matters of general administration.

You may wish to look at the plan on the centre pages to help guide you around the hall. We welcome your views, so please track me down. Enjoy the show! Finally, we would like to thank our show sponsors this year for supporting the show. Kent Garden Railways, Invicta Model Rail, Harrison Brown Models & Heritage in Motion. Prizes from **Bachmann PLC**.

**Greg Marshall**

**Chairman & Exhibition Manager of B&WWMRC**

The Beckenham and West Wickham  
Model Railway Club

**NEW MEMBERS WANTED!**

SEE PAGE 22 FOR DETAILS  
Or visit [www.bwwmrc.co.uk](http://www.bwwmrc.co.uk)



## Stand 1

### Wegberg & Arsbeck – N Gauge - by Eastbourne Model Railway Society

The layout is based on the small town of Wegberg and its neighbouring village Arsbeck in north-west Germany, situated on the line between Mönchengladbach and Dalheim near the Dutch border. The British Army of the Rhine had a branch to RAF Wildenrath off the line and this junction is also modelled. The period depicted is 1955-1970.

## Stand 2


### East Docks – EM Gauge - by Abingdon MRC

East Dock is a 4mm fine scale, EM gauge, layout set in the period circa 1936, and represents one corner of a much larger dock complex somewhere in the Goole/Selby area of Yorkshire. Both the LMS and the LNER operated there, using tracks or running powers inherited from their pre-grouping predecessors. The locomotives are mostly kit built, with their chassis modified to incorporate compensation to improve both running and electrical pick-up. The other rolling stock is mostly kit built and is biased towards the specialist dock traffic.

## Stand 3

### Brunswik – N Gauge - by Sean Healy


Brunswik is a German n gauge end of branch line. It can be run from 60's to present day often changing era through the day to create more interest. The layout is DCC controlled complete with sound locos for added realism.



## Stand 4

Norwood East – 00 Gauge - by David Young

Beckenham & West Wickham MRC



Norwood East is a fictitious location in South London, it basically started out as a test track but having done this, it looked very bland and uninteresting. So, what do I do!! I thought a goods yard, coal dept too common. So, what about a loco stabling yard (which could do very light maintenance), or a rail crane maintenance and examinations dept. It can be run as either of these.

It consists of a part demolished roofless two road steam loco shed, with modern facilities, and a new security fence. It is Lenz DCC controlled but could be analogue controlled by having one in steam.

## Stand 5

Stonecombe – N Gauge - by Neil Cocksedge

Beckenham & West Wickham MRC



Stonecombe a small fictitious end of branch line station in the southern area of British rail in the 1960s period running green and early blue DMUs and loco with short freight and parcel services, this layout was built and finished over the covid era as a lockdown project. It is simple to run and operate layout using DC control with photographic background to add depth to scenic section.





## Stand 6

### Invicta Model Rail – New Items & Books



We are proud to be stockists of most major model railway brands including:- Hornby, Bachmann, Dapol, EFE, Evergreen, Javis, Heljan, Peco, Graham Farish, Expo, Gaugemaster, Kestrel, Metcalfe, Mintrains, Oxford, Parkside OO, Ratio, Wills, & Woodland Scenic, In addition we carry North American HO from Athearn, Atlas, Bowser, BLMA, Kato, Kadee, MTH and Walthers, and North American books from Kalmbach, Morning Sun, and Withers Publishing.

Website - [www.invictamodelrail.com](http://www.invictamodelrail.com)

Phone – 0208 302 7774

E-mail – [invictamodelrail@btconnect.com](mailto:invictamodelrail@btconnect.com)



**SPONSOR**

## Stand 7

### Doug's Model Trains & Tools

Loads of second-hand trains and modelling tools for all.



**Bacon Roll £3.00**  
**& Lots more to choose from...**  
**YUM!**


## Stand 8

### Double O gauge Association

The Double O Gauge Association is an organisation which caters for both new & veteran railway modellers. As well as our quarterly magazine, joining DOGA gives you access to a member-only e-mail discussion forum to get support, advice, experience, and knowledge.

Website: - [www.doubleogauge.com](http://www.doubleogauge.com)

E-mail: - [membershipsec@doubleogauge.com](mailto:membershipsec@doubleogauge.com)



## Stand 9

### Julian Bowden

Diecast Buses, Books and More...

## Stand 10

### Kaninchenbau – HOe Gauge – by Iain Morrison

Kaninchenbau is set in the rolling Alpine foothills and was designed using the 'rabbit warren' principles for fully automated running using iTrain. The layout runs 5 trains continuously within the 22.5m of track. The layout was also built at a lower level than normal for accessibility to all visitors. The 'rabbit warren' style ensures that trains will not always appear from the expected exit and this provides great interest in younger viewers who try to guess when the train will come from – they are generally very surprised when the 'wrong train' appears from where they expect the 'right train' to appear.

**Light refreshments available for drinks,  
homemade cake, hot food, chocolate bars,  
crisps & more!**

## Stand 11

### Cedar Canyon Junction – N Gauge – by Peter Richards

Cedar Canyon Junction has been created using inspiration gained by the owner's many photography trips to the Western United States. This N gauge layout is based on modern times somewhere in the golden state of California. Both the Burlington Northern and Santa Fe railroads and the Union Pacific Railroad have running rights at Cedar Canyon Junction so a wide variety of motive power and freight trains can be seen, as well as Amtrak long distance. Union Pacific houses a locomotive repair and re-fuelling facility at Cedar Canyon Junction along with various other lineside industries and a railroad station. The mountain scenery on the layout is to be credited to Doug Richards. Rolling stock is from Atlas/Kato and many Walthers Kits have been used to try to give the feel of the American railroad scene.

## Stand 12

### Roxley Models



Hello, Welcome to Surrey's Friendly Model Shop

Have a browse online or come into our store and have a chat with any of our friendly staff for all your modelling needs. Whether you are interested in model railways, plastic kits, Scalextric, or if you just need some paints, spares, tools, or advice, we are more than happy to help where we can.

We Are Open: Tuesday - Saturday

From: 9.30 am - 5.30 pm

Our shop is situated in Great Bookham, Surrey, in the Mole Valley. We're about 20 minutes drive away from Guildford, Epsom and Dorking. We're also only 10 minutes drive away if you come off at J9 on the M25


Call Us: 01372 452 976



## Stand 13

### Dydley Junction – N Gauge – by City of Canterbury MRS

This club layout is an exercise to see how many quarts can be squeezed into a pint pot (or cubic decilitres into a litre for the younger generation). The brief was for the layout to include through running of realistic length trains, a station, goods yard and engine servicing facilities, ability to justify the use of two railway companies, realistic operation with no tail chasing, capable of two engine movements at the same time and all in a space of 4' x 2' using proprietary track, buildings kits and bits and pieces as far as possible. We only failed on the size which is in fact 4' x 2'6"!



The extra width was added to avoid an oval appearance. The result is a LMS single track secondary mainline with GWR running rights and GWR branch line junction or vice versa if the fancy takes us. It is situated somewhere southwest of Birmingham towards the Welsh borders. We were able to get so much in such a small space because of the introduction of PECO N gauge live frog double slips. Two have been used and these are great space savers. Dydley Junction is now more or less complete, only the signals need to be mechanized so that one day they will eventually be working! If you have any questions about the layout or techniques used, please do not be afraid to ask the operators.

## Stand 14

### Andy Lynch – Second-hand Trader

Lots of lovely pre-owned model railway items across all the gauges to tempt you to add your model railway collections. We buy in your loved collection too.

Phone - 07944 212902 / 01634 573326

## Stand 15

### St Jennifers Bay – 00 Gauge - by Alfie & James Hall

A small Cornish station on the beach set in the early 1990s. First and second generation DMUs feature, with the occasional visit of a light loco on driver training runs and a rare visit of a tamping machine. The layout was constructed from offcuts of chipboard and leftover track from our home layout and shows what can be achieved in a limited space on a small budget. Rolling stock is from the major manufacturers, and even some classic Lima makes an appearance!



## Stand 16

### Fawcett Street – 00 Gauge – by Steve Rogers

Fawcett street is a small shunting layout designed to provide as much operating interest as possible in a small space. It is based on no prototype but aims to capture the atmosphere of industrial sidings that were once to be found in many towns in the heyday of the railways.

## Stand 17

### Beckenham & West Wickham MRC - Café

Light refreshments for everyone along with some home-made cake.... Yum! Special thanks to team for keeping us all feed and water today!



Light refreshments available for drinks, homemade cake, hot food, chocolate bars, crisps & more!

## Stand 18

### B&WWMRC Raffle

**SPONSOR**



Huge Thanks to Bachmann PLC for donating the prizes.

## Stand 19

### Heritage in Motion

**SPONSOR**



Heritage In Motion are a production and retailer of a wide range of transport DVDs covering a multiple variety of subjects both within the UK and from around the world. As well as the wide selection of DVD products, we also supply wide variety of books published by our partners at Mainline & Maritime, plus for 2024 show we are also highly proud to be one of the sponsors for the Beckenham & West Wickham MRC Show.

Website – <https://heritageinmotion.onlineweb.shop>

Phone – 07593 932 325

E-mail – [info@heritageinmotion.co.uk](mailto:info@heritageinmotion.co.uk)



# Kent **KGR** Kent Garden Railways ways

Due to G scale show on the same day as this show KGR was unable to attend Beckenham & West Wickham MRC 2024 Exhibition. As a club we are very grateful for KGR to still sponsor us again this year & you'll see KGR return next year 2025.

## SPONSOR

## Stand 20

### Copper Wort – 00 Gauge – by Peter Goss

1902 Edwardian Burton on Trent – Brewery and High Street

Our period modelled of the early 1900's represents the high point of the brewing industry in Burton on Trent. An extremely busy town with the bigger breweries establishing their potential with the Midland Railway network with the smaller breweries muscling in between them.



The layout includes a track plan based on the much larger Worthington's arrangement to accommodate the numerous Midland Railway and Great Northern open wagons and outside framed MR vans. The buildings are based on the breweries of Bass, Ind Cooper, Trumans and others, all based in and around Burton on Trent.



## Stand 21

### Folly Lane – 00 Gauge

Folly Lane is based somewhere in the Southern Region – Wessex, Sussex or Kent but loosely based upon Haslemere with aggregate yard next to the station with working level crossing & signals with wide range of stock and interesting running options using DCC system. Built by Jason Hannant and sold to small group from Beckenham & West Wickham MRC in July 2023 as seen in Hornby Magazine April 2024 issue 2024.

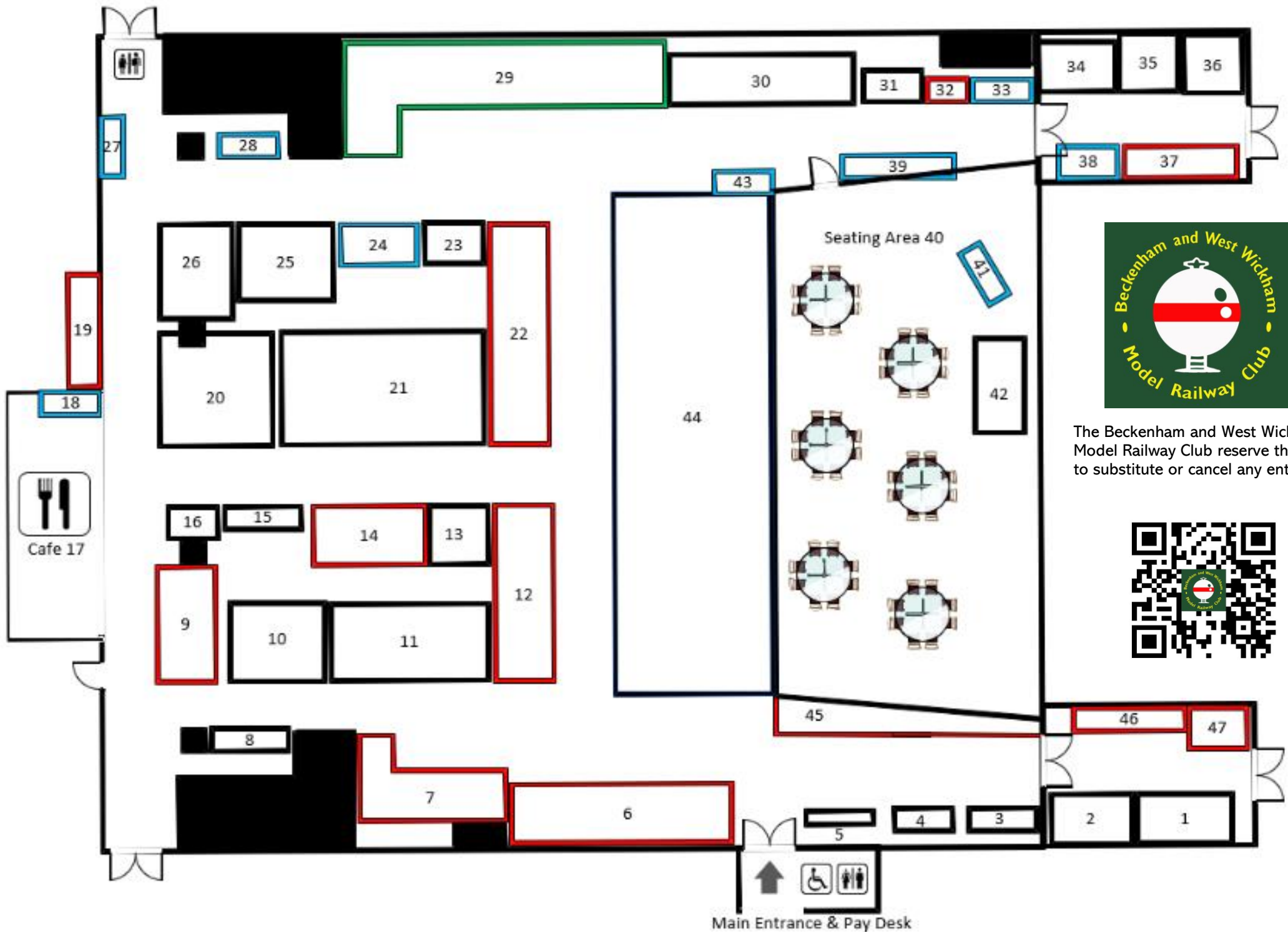


© Trevor Jones – Hornby Magazine 2024



© Folly Lane





The Beckenham and West Wickham Model Railway Club reserve the right to substitute or cancel any entries



↑  
Main Entrance & Pay Desk





# List of Stands

1. Wegberg & Arsbeck - N
2. East Docks - EM
3. Brunswik - N
4. Norwood East – OO
5. Stonecombe - N
6. Invicta Model Rail
7. Doug's Tools
8. DOGA
9. Julian Bowden
10. Kaninchenbau – HOe
11. Cedar Canyon Junction - N
12. Roxley Models
13. Dydley Junction – N
14. Andy Lynch
15. St Jennifers Bay - OO
16. Fawcett Street - OO
17. [B&WWMRC Café](#)
18. [B&WWMRC Raffle](#)
19. Heritage in Motion
20. Copper Wort – OO
21. Folly Lane – OO
22. Harrison Brown Models
23. Hengist Road - OO
24. Various Multiple Units - DEMO
25. Lea Valley Railway Centre - O
26. Southwark Bridge - N
27. SECR
28. Wallingford - OO
29. [B&WWMRC Club Shop](#)
30. Fareford Depot - OO
31. Melin Dolrhyd -009
32. STModels
33. S&KLR
34. Nove Mesto – TT
35. Corkscrew Green - N
36. Chepstow - N
37. EPB Group
38. Emperor's Path Weathering
39. CSM Engineering Group
40. [Seating Area](#)
41. L&B R T
42. Lemanis Light Railway - 009
43. GOG
44. Newchapel Junction - O
45. Bachmann PLC
46. Southern Electric Group
47. Powerbond



## Stand 22

### Harrison Brown Models



We are proud to be stockists of various items including Adhesives, Filler, Arts & Crafts, Die-cast models, DVD, Matchstick kits, Model railway buildings, Model Wargames, Paints, Plastic Kits, Figures, Tools, and Accessories.

Website – [www.harrisonbownmodels.co.uk](http://www.harrisonbownmodels.co.uk)

E-mail – [harrisonbrownmodels@yahoo.co.uk](mailto:harrisonbrownmodels@yahoo.co.uk)



## Stand 23

### Hengist Road – 00 Gauge – by Steve Fryer

Small branch terminus southern railway with good facilities for coal and hops.

## Stand 24

### Various Multiple Units – DEMO by Dan Havlik

# SAVE THE DATE

## Model Railway Show

# Saturday 29th March 2025

**Light refreshments available for drinks,  
homemade cake, hot food, chocolate bars,  
crisps & more!**

Hot or Cold Sausage Roll

£1.50



Tea/coffee £1.50




## Stand 25

### Lea Valley Railway Centre – O Gauge – By Stevenage & District MRC

The Lea Valley Railway Centre sits on the site of the old station, once a thriving station, however with passenger numbers dropping due to the expansion of the London Underground, the Beeching report was the final nail in the coffin for the line and it closed in Mid 60's. The site laid abandoned for many years, however the impending threat of redevelopment with the expansion of London spurred a group of local railway enthusiasts into action who were determined to save the site, and the Lea Valley Railway Centre was born.

The layout was a set of boards with track laid when it was donated to the club, who have rewired the layout and moved it across to MERG CBUS control, with servo operated points, and train on track detection to correctly control the colour light signals. The layout is DCC with most locos sound fitted, a selection of kit built and ready to run rolling stock is used on the layout. The buildings are mixture of kits and scratch built, with some inhouse designed and 3D printed details to enhance the layout.



## Stand 26

### Southwark Bridge – N Gauge – by Graham Bridge

Southwark Bridge is a fictitious BR Southern Region London terminal station from the late 1960's through to the late 1970's, drawing its inspiration from the history and layouts of Cannon Street and Holborn Viaduct Stations.

The layout is fully signalled. Stock is a mixture of ready to run along with some modified Graham Farish carriages to represent the EPB (Electric) and Thumper (Diesel) stock that was the mainstay of the region throughout the period.

For more information, please visit <https://southwarkbridge.wixsite.com/ngauge>



## Stand 27

### Southeast and Chatham Railway Society

The Society was founded in 1973 to promote interest in the South Eastern and Chatham Railway; its two constituent railways, the London Chatham & Dover Railway and the South Eastern Railway; and its successors. Its aims are to encourage Prototype research, Publication of information & Accurate modelling. Most members are primarily interested in the pre-1923 Grouping era and this interest is reflected in its publications. However, in recent years there has been an increase in interest in later periods, particularly the 1950s and 1960s.

A Society newsletter *Onward* is published five times a year. This often contains Society news, book reviews, modelling news and reviews, preservation news, requests for information and rolling stock drawings and details. The Society's Journal *Invicta* is published twice a year and comprises mainly articles based on prototype research complemented where appropriate by drawings, illustrations, and photographs. A comprehensive index is published and back numbers are available to new members. Since 1973 this Journal has published what must be the definitive collection of information on the South Eastern and Chatham Railway.

Website – [www.southeasternandchathamrailway.co.uk](http://www.southeasternandchathamrailway.co.uk)

E-mail - [secrsociety@gmail.com](mailto:secrsociety@gmail.com)

## Stand 28

### Wallingford – 00 Gauge – by Richard Standing

A model of the current Cholsey & Wallingford Railway terminus at Wallingford, including the Victorian canopy that was rebuilt there in 2020. The layout will include locos and rolling stock that have operated on the line in preservation and several cameo scenes depicting events in the railway's calendar.

## Stand 29

### Beckenham & West Wickham MRC – CLUB SHOP

Loads of lovely pre-owned and new items in stock across all gauges along with bargain bins with missing part from kits or gates/fence you need to complete your scenery and much more. Something for everyone!



## Stand 30

### Fareford Depot – 00 Gauge - by Lyndon Ford

The unfinished layout, which was 8ft at the time, was purchased during Covid lockdown and became a DCC project. It's designed to allow traction from the 1980s to present day and it not based on any location. Gaugemaster Advance Prodigy 2 system is used.



A second controller can be added for more flexibility. However, by adding a third controller can create a very busy scene. Point Control is also DCC via a Digikeijs unit controlling Peco point motors and accessory switches. Yard Lights run from a 12v PSU. Over the last 18 months, the layout has grown to 20ft with the addition of boards 3 and 4. This has allowed a more complex operation and will introduce storage for various Network rail rollingstock. A section of 3rd rail and overhead line has been added for appropriate stock. The Class 92 can be seen switching over from either power source with the raising or lowering of their pantographs. Various locos are fitted with sound chips, a mixture of Lok, TTS and Lego biffoman devices. Also, various styles of speakers are used, chosen by the space available. The layout can be booked for exhibitions by emailing: [fareham-depot@fareham-mrc.org.uk](mailto:fareham-depot@fareham-mrc.org.uk)

## Stand 31

### Melin Dolrhyd – 009 Gauge – by Stuart Taylor

Melin Dolrhyd is a real location on the Welshpool & Llanfair Railway. The layout is set in the early 1900s when the mill was operational, and trains were running between the mill and the river Banwy. Both period and preservation stock are run on the layout to maintain variety and interest.

## Stand 32

### STModels

STModels is a 3D printing company that specialises in producing detailing parts for model railways. Initially focused on the 4mm Narrow Gauge market, STModels has expanded to cover scales from 2mm to 7mm and now includes items suitable for standard gauge. Several items have been done because of commissions so if you want something then please get in touch.

## Stand 33

### Sittingbourne & Kemsley Light Railway - Sale Stand

Phone - 01795 424 899

Website - [www.skrlr.net](http://www.skrlr.net)



## Stand 34

### Nove Mesto – TT120 Gauge – by Alan Monk

This TT120 Czech micro layout is based on a rural branch terminus in the north of the Czech Republic, circa 2010, featuring typical české Dráhy (ČD) passenger and freight workings in a compact space. Trackwork is all Kühn, manual point control and wired for analogue DC. The buildings & scenic details are from the various small-series manufacturers in Czechia. Locos, railcars & stock are a mix of RTR and kit-built items. Please ask if you have any questions about Czech railways, TT scale or the layout's construction. The layout was featured in the October 2022 issue of Continental Modeller magazine.

## Stand 35

Corkscrew Green – N Gauge – Tony Rutherford

Beckenham & West Wickham MRC



**Drive your own train...** a certificate of good driving who had opportunity to drive their own train.

## Stand 36

Chepstown - N Gauge – by Chris Reavell



Chepstown is a simple 2mm, end-to-end N gauge layout set during the period from nationalisation to the late 1960s. Being fictitious, it is meant to be a terminus on a branch belonging to the Western region of British Railways. The facilities at Chepstown include the station off the single-line branch with run-round loop, headshunt, a small bay platform and a goods siding with loading dock.

## Stand 37

EPB Preservation Group



EPB Preservation Group (EPBPG) are a registered charity (1132225) dedicated to the preservation and restoration of third rail electric multiple unit (EMU) trains that have operated on the former Southern Region of British Rail.

Website – [www.epbpg.co.uk](http://www.epbpg.co.uk)



## Stand 38

Emperor's Path Weathering by Sam Jones

Emperor's Path is a weathering commission service, as well as a hobby YouTube channel providing free content to help and inspire likeminded modellers.

Having started the hobby back in 1999 Sam has over 20 years' experience of painting and weathering models.

Specialising in Games Workshop products and model railways, Sam has the belief that anybody can weather, all it takes is practice and patience. Emperor's Path offers a commission painting and weathering service and can be contacted.

via: [emperorspathcontact@gmail.com](mailto:emperorspathcontact@gmail.com)


Instagram: @emperors\_path



## Stand 39

### Croydon Society of Model Engineering

The Croydon Society of Model Engineers was established in 1932, and our members' interests range from 3 ½", 5" and 7 ¼" gauge live steam and battery passenger hauling locomotives to traction engines, 3D printing, stationary engines and model railways. We aim to have some of these on our display and show the variety of modelling skills in metal, wood and plastic materials plus electronics that make up the model engineering hobby. New members always welcome – we meet on the third Monday of every month at Forestdale Forum, 1 Bardolph Avenue, Forestdale, Croydon, CR0 9BG.



## Stand 40

### Beckenham & West Wickham MRC - Seating Area



## Stand 41

### Lynton & Barnstaple Railway Trust

We are of the support groups for the L&B Trust and we use our stand to both promote the railway and sell items railway related. All proceeds are used towards the rebuilding of the Lynton & Barnstaple Railway in Devon.





## Stand 42

### Lemains Light Railway – 009 Gauge – By Andy Hopper

In my imagination the railway was built by the redoubtable Colonel H F Stephens in about 1900 to connect Lemanis to the main line railway which stubbornly refused to come anywhere near this small isolated market town. Improbably the railway managed to keep going through the depression, mainly because the local roads were so narrow and winding. It was supported by traffic to and from the ever-larger local brewery which became famous for its Hoppers Ales, and several other local industries. The opening of a zoo and wildlife park next to the station worked wonders for passenger traffic, especially as things got back to normal after the second war. A ride on 'the little train' to the zoo became very popular, so according to my story, the railway is still managing to keep its head above the financial waters.



## Stand 43

### Gauge O Guild

The Guild exists to further all forms of railway modelling in 7mm scale or O gauge track. With 5,500 members, including over 500 outside the UK, the Guild is a focus for O gauge modellers to meet, share and enjoy their mutual interest. You can join online or for more information about the Guild and its services you can call on the number below.



Website – [www.gaugeoguild.com](http://www.gaugeoguild.com)

Phone – 01594 841 856

E-mail - [enquiries@gaugeoguild.com](mailto:enquiries@gaugeoguild.com)





## Stand 44

### Newchapel Junction – O Gauge – by Steve Wilkins

Newchapel Junction is a finescale “O” Gauge layout representing the post-grouping period where the SR and the GWR ran together.

The layout recreates the operation of a busy railway in its heyday with frequent arrivals and departures from the terminus station Newchapel Junction. The locomotives vary from express passenger and heavy freight engines to small tank engines of both SR and GWR origin.

The layout is operated from 4 control panels and is entirely semaphore signalled. All the signals and points are fully interlocked, and those in the main station are controlled by a relay operated push-button entrance-exit panel.



Please visit our website at [www.newchapeljn.co.uk](http://www.newchapeljn.co.uk)



**Light refreshments available for drinks,  
homemade cake, hot food, chocolate bars,  
crisps & more!**

Stand 45  
Bachmann Europe plc

Bachmann showing off range of new models in N, 009 and OO that are due out along with Bachmann Collectors Club exclusive models.

Why not **Join TODAY!**

Website – [www.bachmann.co.uk](http://www.bachmann.co.uk)

Phone – 01455 245 57



Stand 46  
Southern Electric Group

Southern Electric Group (SEG), a UK based non-profit making organisation for enthusiasts, historians, modellers and preservationists of the Southern Electric railway system.



Stand 47  
Powerbond Adhesives



**SAVE THE DATE**  
**Model Railway Show**  
**Saturday 29th March 2025**



# Beckenham and West Wickham Model Railway Club

*Are you interested in model railways or transport?*

*Do need some advice or want to learn more?*

*If so, then why not join us?*

If you would like to find out more, please contact the membership secretary, Philip Godfrey. You can arrange to attend some meetings to see for yourself what we do and meet some of our members - you should find some interesting people to discuss trains with. Members come from all backgrounds from accountants to railway engineers and all ages to over 80. Children are welcome when accompanied by a parent member.

Experience is not needed - all we ask is that you have an interest in railways and are prepared to help the club meet its objectives by helping with a layout or at the occasional exhibition. Whether you wish to get involved in complex railway modelling or just playing with trains, you will be very welcome.

The club is also a great opportunity to learn more about model railways and learn from some of the more experienced members who will be happy to show you how things are done.



For further Information, contact the Membership Secretary: -  
Philip Godfrey

**We Hope You Enjoyed  
Model Railway Show 2024  
Back Here Saturday 29<sup>th</sup> March 2025**



Indulge in your passion for model railways by joining the official **Bachmann Collectors Club** today!



We now have four great membership packages for you to choose from, take a look below to see what you will receive...



4 copies of the quarterly **Bachmann Times**



### Two Year Warranty

ON BACHMANN BRANCHLINE, GRAHAM FARISH, BACHMANN NARROW GAUGE AND THOMAS & FRIENDS™



Invitations to Members only events, including our **'Practically Perfect' Sale** and annual **Members Day**



A specially commissioned **Calendar**



4 copies of our quarterly **British Railway Announcements** catalogues PUBLISHED IN EACH BACHMANN TIMES



**FREE** OO, OO9 or N Scale Wagon **OR** for EFE Members a **FREE** Bus or Commercial Vehicle



A Pin Badge and Membership Card



**FREE** access to **Members** our **Lounge** - AT SELECTED EVENTS



Be the first to know with a monthly **TrainMail** e-newsletter



The chance to purchase **Limited Edition Club Exclusive Models** NOT AVAILABLE TO BUY IN SHOPS



A **FREE** copy of Bachmann's **Combined Volume** catalogue



...and with more exclusive incentives and models being developed all the time, membership of the Bachmann Collectors Club represents excellent value for money!

**DON'T MISS OUT JOIN THE CLUB TODAY - GO ONLINE OR VISIT OUR SHOW STAND!**

[www.bachmann-collectorsclub.co.uk](http://www.bachmann-collectorsclub.co.uk)